

EBOOK

My Photography Gear: A Trusted Companion

Madhvee Deb

@madhveedeb



Table of Contents



Introduction	02
Cameras Classics	03
Optical Powerhouses	04
Essential Extras	06
Lighting Control	07
Simplified Buying Experience	08
Photography Beyond Gear	09

INTRODUCTION

What's in my backpack

Ever wondered what goes into capturing those captivating moments you see online or hanging on gallery walls? Forget the flashy "latest and greatest" gear lists - this ebook is all about the tools that have become trusted companions on my own photographic adventure.

Over the years, I've meticulously built a collection that reflects my style and approach. Each piece of equipment has played a role in shaping my creative vision, and within these pages, I'm excited to share them with you. We'll explore not just the technical aspects of the cameras and lenses I use, but also how they've helped me develop as a photographer.



So, whether you're a seasoned photographer looking to expand your knowledge or a curious beginner just starting your journey, this ebook is for you. Grab a cup of coffee, settle in, and get ready to delve into the world of photography through the lens of my trusted companions.



CAMERA CLASSICS

Embracing Timeless Tools

- **Nikon D800E:** This dependable workhorse might be discontinued, but for my photography style, its megapixel count surpasses my needs. Remember folks, it's all about wielding your equipment effectively, not just chasing the fanciest specs.
- **Nikon Z fc:** Now, this is a recent addition! This mirrorless marvel lets me explore a different shooting style. After decades behind the lens, I've embraced travelling light. This camera feels like the perfect blend of compactness, manual control, impressive specs, and even a touch of style.



Madhvee Deb

OPTICAL POWERHOUSES

My Go-To Lenses

- **AF-S NIKKOR 50mm f/1.8G:** The classic "nifty fifty." This versatile prime lens is fantastic for everyday shooting and grasping the fundamentals of aperture.
- **AF-S NIKKOR 14-24mm f/2.8G ED:** When I need to capture sprawling landscapes or encompass the entire scene, this wide-angle zoom comes to the rescue.
- **AF-S NIKKOR 24-70mm f/2.8E ED VR:** This workhorse zoom offers a fantastic range, making it perfect for everyday shooting on the go. The VR (Vibration Reduction) is a lifesaver in low-light situations.
- **AF-S NIKKOR 70-200mm f/2.8E FL ED VR:** Telephoto zoom time! This lens allows me to get close to distant subjects, ideal for wildlife or portrait photography.




A Testament to Timelessness

Since acquiring this camera and lenses in 2009, I've remained steadfast in my choice, finding no reason to upgrade. Nevertheless, if you're venturing into photography anew or seeking an upgrade, consider the stellar offerings in the mirrorless category, particularly those with Z lenses. While I admit my bias towards Nikon for their exceptional ergonomics and colour grading, remember, the best camera is the one that ignites your passion.

ESSENTIAL EXTRAS

The Extras That Make a Difference

- **Cable remote:** Perfect for avoiding camera shake during long exposure shots or self-portraits. A wireless remote, be it a cable or Bluetooth variant, is indispensable for photographers seeking both technical precision and creative freedom. By using this remote, you can minimise camera shake during long exposure shots and effortlessly capture self-portraits, all while maintaining full control over your camera's shutter. This allows you to focus on your creative vision with confidence.
- **Manfrotto 190CXPRO3 Tripod:** Purchased with a KPS NT-40 Tripod Ball-head back in 2009, this trusty Manfrotto has provided me with unwavering service. It's built for stability and can handle heavy use, even in challenging conditions.
- **GorillaPod:** I also have a compact GorillaPod that offers flexibility for travel or capturing unconventional angles.




PAINTING WITH LIGHT

Lighting Control & Digital Darkroom


Lighting Control:

- **Reflectors (silver, gold, white):** These handy tools bounce light around, adding a touch of magic to natural or studio lighting.
- **Continuous studio lights:** When complete control over light is necessary, these studio lights come into play.
- **Green screen & black/white backdrops:** Want to unleash your creativity with backgrounds? These versatile backdrops open doors to a world of possibilities in post-processing.



Digital Darkroom:

Lightroom: My digital darkroom of choice! This software helps me refine my photos to perfection. It's become an indispensable tool. While there are alternatives, I've been using Adobe software for over 25 years and haven't felt the need to switch. Highly recommended.



Simplified Buying Experience

My Current Gear	Latest Alternatives Suggestions
<ul style="list-style-type: none"> Nikon D800E (Discontinued) Nikon F mount FX model Nikon D850 	Nikon Z8 Mirrorless Camera
Nikon ZFc	
AF-S NIKKOR 50mm f/1.8G	Nikon Z 50mm f/1.8 S
AF-S NIKKOR 14-24mm f/2.8G ED	Nikon NIKKOR Z 14-24mm f/2.8 S
AF-S NIKKOR 24-70mm f/2.8E ED VR	Nikon NIKKOR Z 24-70mm f/2.8 VR S
AF-S NIKKOR 70-200mm f/2.8E FL ED VR	Nikon NIKKOR Z 70-200mm f/2.8 VR S
Manfrotto 190CXPRO3	Manfrotto Befree Advanced 4-Section Carbon Fiber Travel Tripod with 494 Center Ball Head, Black
GorillaPod	
Reflectors	
Continuous studio lights	

Time for a quick disclosure: you will stumble upon some affiliate links in this eBook. Clicking 'em could send a tiny ray of sunshine my way (and keep the snacks coming). Don't worry, no extra charges for you - a big thank you for being awesome!

PHOTOGRAPHY BEYOND GEAR

Unleashing Creativity & Emotion Through Mastery

While I've accumulated quite a collection over time, don't be fooled – I'm a firm believer in fuss-free shooting. The key is having the right tools for the job you want to do and mastering their use. Remember, even the most basic camera can capture stunning images with the right person behind the lens!

Call me biased, old-fashioned, or content with what I have – I'm so happy with my gear that I don't plan on replacing it until it stops functioning. I've never understood the constant chase for the latest gadgets and upgrades. In fact, the more I delve into photography, the more convinced I become that truly memorable works are not defined by technical extravagance, but by their content, composition, and ability to evoke emotion. High megapixel counts and the latest gadgetry don't necessarily guarantee the most distinctive photographs. Experimenting with various photography techniques and presenting your stories and photos innovatively is what truly gives your work a voice. So, feel empowered to create, experiment, and have fun – there's no need to join the race for the newest and best.

This is just a glimpse into my photography toolbox. As I keep learning and growing, there's no telling what exciting new gear might join the party in the future.



NICE TO MEET YOU!

I'm a photographer & a visual artist.

My artwork is a product of an interdisciplinary collaboration between photography, video, audio, and mixed media. I often explore how people see, remember, and define themselves in my art. This usually leads to creating metaphoric artworks inspired by various topics like gender identity, daily life, and elements of impermanence.

While I use a variety of materials and processes, in each project my methodology is consistent, leading to coherently resolved works. My choice of material, shape, and format are always guided by the subject matter of a particular body of work. Each project often consists of multiple pieces, usually in a range of different media grouped around specific themes and meanings. During the research and production, new areas of interest arise and lead me to the next body of work.



I truly believe that in a world saturated with photographers and AI as competition, infusing your photography with personality is the key to distinguishing your craft.

**Move forward.
Good things are
up ahead.**